

Instructions for Returning RF Catheters / Stylets for Re-manufacturing



2142 Thomaston Avenue, Waterbury, CT 06704
 Phone: 203-756-2111 Fax: 203-757-5532
 sales@smarthealth-care.com
<https://www.smarthealth-care.com>

GHYd%



1. Wipe the entire device with a cloth and 70% alcohol.
 - a. Do Not immerse the device in water or alcohol.

GHYd"&




2. Flush the lumen with a syringe full of 70% alcohol. Then flush the lumen with a syringe full of air to remove as much liquid as possible.
 - a. For devices with Luer ports, do not screw the Luer cap on the Luer port.

GHYd""




3. Feed the device back into the original coil, pushing only small lengths to avoid kinking or damage. Ensure that the handle is secured.

GHYd'()



4. Place the device coiled device in one of the provided plastic bags.

GHYd') * / ' +




5. Place the device into a sturdy shipping box filling any void with paper or other soft material.

6. Print and fill out a Reprocessing Order Form and place inside the shipping box on top of the catheters.

7. Affix the prepaid FedEx shipping label to any corner on the shipping box top and call FedEx at 888-777-6040 to pick up your shipment.

No biohazard markings are to be placed on the inner or outer packagings.
 Reference Exceptions 49 CFR 173.134(b)(1)(4) and 49 CFR 173.134(b)(1)(5)

**PLEASE REMOVE AND
 DISCARD SHARP
 ON RF STYLETS**



=ZF Yi fb|b| =JI GWh Ymfgd YUGZc `ck`
=JI Gspecific =bgfi Wjcbg