

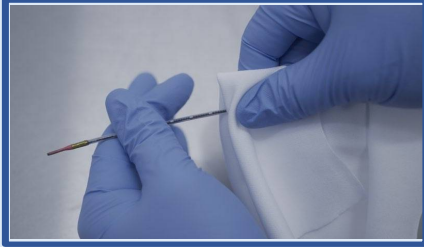
Instructions for Returning IVUS Catheters for Re-manufacturing

nescientific
smart healthcare™



2142 Thomaston Avenue Waterbury, CT 06704
Phone: 203-756-2111 Fax: 203-757-5532
sales@smarthealth-care.com
https://www.smarthealth-care.com

Step 1

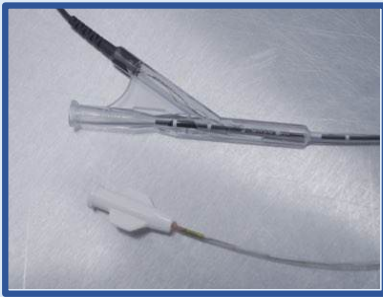


1. Wipe everything but the tip of the device with a cloth and 70% alcohol.

DO NOT WIPE THE TRANSDUCER TIP WITH ALCOHOL OR IMMERSE THE DEVICE IN WATER OR ALCOHOL




Step 2 & 3



2. Flush the lumen with a syringe full of 70% alcohol.
3. Flush the lumen with a syringe full of air to remove as much liquid as possible.


a. Use the flushing adapter for .014 & .018 sizes

Step 4 & 5



4. Feed the device back into the original coil, pushing only small lengths at a time to avoid kinking.
5. Place the coiled device in one of the provided plastic bags.

Step 6 & 7



6. Place the device into a sturdy shipping box filling any void with paper or other soft material.

Step 8



7. Print and fill out a Reprocessing Order Form and place inside the shipping box on top of the catheters.

8. Affix the prepaid FedEx shipping label to any corner on the shipping box top and call FedEx at 888-777-6040 to pick up your shipment.

****No biohazard markings are to be placed on the inner or outer packagings.****